

# tannenbaum lace scarf

Designed by  
Rae Blackledge

## Skill Level

Experienced

## Finished Size

10" x 70" (25cm x 175cm)

## Materials

- Willow Yarns™ Ember <sup>4</sup>  
(94% acrylic/6% metallic;  
50g/95yd)  
-730108-0006 Galapagos (6 balls)
- US size 10½ (6.5mm) straight  
needles or size needed to  
obtain gauge
- Yarn needle

## Gauge

13 sts x 24 rows = 4" (10.2cm) in  
seed st, blocked

*Save time, check your gauge.*

## Pattern Notes

- Lace rows are worked on both  
RS and WS rows, giving the  
scarf an open reversible look.
- Place a safety pin or removable  
st m on the RS to help keep  
track of rows.
- Join new skeins in center seed st  
section to make hiding ends easier.



## Instructions

### Bottom Border

CO 29 sts.

**Rows 1-3:** K7, (p1, k1) 7 times, p1, k7.

### Lace Section

**Row 1 (RS):** K2, yo, k3, yo, k2tog,  
(p1, k1) 7 times, p1, k2tog, yo, k3,  
yo, k2—31 sts.

**Row 2:** K2, yo, k5, yo, k2tog, (k1, p1)  
6 times, k1, k2tog, yo, k5, yo, k2—  
33 sts.

**Row 3:** K2, yo, k1, k2tog, yo, (k1, yo,  
k2tog) twice, (p1, k1) 5 times, p1,  
(k2tog, yo, k1) twice, yo, k2tog, k1,  
yo, k2—35 sts.

**Row 4:** K2, yo, k1, k2tog, yo, k2,  
(k1, yo, k2tog) twice, (k1, p1) 4 times,  
k1, (k2tog, yo, k1) twice, k2, yo,  
k2tog, k1, yo, k2—37 sts.

**Row 5:** K2, yo, k1, k2tog, yo, k4,  
(k1, yo, k2tog) twice, (p1, k1) 3 times,  
p1, (k2tog, yo, k1) twice, k4, yo,  
k2tog, k1, yo, k2—39 sts.

# tannenbaum lace scarf

Designed by  
Rae Blackledge

**Row 6:** K2, yo, k1, k2tog, yo, k6, (k1, yo, k2tog) twice, (k1, p1) twice, k1, (k2tog, yo, k1) twice, k6, yo, k2tog, k1, yo, k2—41 sts.

**Row 7:** (K2tog, k1, yo) twice, k2tog, k2, (k1, k2tog, yo) twice, (k1, p1) 4 times, k1, (yo, k2tog, k1) twice, k2, k2tog, (yo, k1, k2tog) twice—39 sts.

**Row 8:** (K2tog, k1, yo) twice, k2tog, (k1, k2tog, yo) twice, (p1, k1) 5 times, p1, (yo, k2tog, k1) twice,

k2tog, (yo, k1, k2tog) twice—37 sts.

**Row 9:** (K2tog, k1, yo) twice, k3tog, yo, k1, k2tog, yo, (k1, p1) 6 times, k1, yo, k2tog, k1, yo, k3tog, (yo, k1, k2tog) twice—35 sts.

**Row 10:** K2tog, k1, yo, k2tog, k3, k2tog, yo, (p1, k1) 7 times, p1, yo, k2tog, k3, k2tog, yo, k1, k2tog—33 sts.

**Row 11:** K2tog, k1, yo, k2tog, k1, k2tog, yo, (k1, p1) 8 times, k1, yo, k2tog, k1, k2tog, yo, k1, k2tog—31 sts.

**Row 12:** K2tog, k1, yo, k3tog, yo, (p1, k1) 9 times, p1, yo, k3tog, yo, k1, k2tog—29 sts.

Rep Rows 1-12 until scarf measures 70" (180cm), ending with Row 12.






## Top Border

**Rows 1-3:** K7, (p1, k1) 7 times, p1, k7. B0 all sts loosely in pat.

## Finishing

Weave in ends. Block to open lace.

## Legend

- |   |                |   |       |
|---|----------------|---|-------|
|  | RS: K<br>WS: P |  | K2tog |
|  | RS: P<br>WS: K |  | K3tog |
|  | Yo             |   |       |

