

# candy stripe scarf


## Skill Level

Intermediate

## Finished Size

6¾" x 68" (17.1cm x 173cm)

## Materials

- Willow Yarns™ Brook  (50% superwash wool/50% acrylic; 100g/206yd)  
-731924-0007 Butterfly Garden (1 ball): A  
-731294-0008 Viola (1 ball): B
- US size 8 (5mm) straight needles or size needed to obtain gauge
- Yarn needle

## Gauge

18 sts x 24 rows = 4" (10.2cm)

in St st

*Save time, check your gauge.*

## Pattern Notes

- Scarf is worked in intarsia. Twist yarns tog at each color change to avoid holes.
- Wind A into 3 equal-sized balls. Wind B into 4 equal-sized balls. Use a separate ball for each color section. Keep individual balls neat and untwisted as you go to ensure a tangle-free project.
- Sl the first st of every row p-wise wyif.



## Instructions

### Bottom Border

With B, CO 31 sts.

**Row 1 (WS):** K.

**Rows 2-5:** Sl 1, k to end.

### Beg Intarsia Section

**Row 1 (RS):** With B, sl 1, k2, (with A, k5, with B, k5) twice, with A, k5, with B, k3.

**Row 2:** With B, sl 1, k2, (with A, p5, with B, p5) twice, with A, p5, with B, k3.

Rep last 2 rows until scarf measures 67" (170cm), ending with a WS row.

### Top Border






**Rows 1-6:** With B, sl 1, k to end.

With B, BO all sts loosely.

### Finishing

Weave in ends. Block.

## Legend

- |   |                |   |         |
|---|----------------|---|---------|
|  | RS: K<br>WS: P |  | Color A |
|  | RS: P<br>WS: K |  | Color B |
|  | Sl p-wise wyif |   |         |

